



تدریس  
خط به  
خط


Itinerary

# سفرنامه

همراه با 270 دقیقه فایل صوتی شامل مکالمات روزمره  
با صدای استاد سعید شاهی

سعید شاهی

مرجع آموزش زبان ایرانیان



با موضوعات [ فرودگاه ، داخل هواپیما ، سطح شهر ، تاکسی و اتوبوس، مترو  
قطار ، نوشتن آدرس و یا آدرس دادن ، رستوران ، مشکلات رایج در سفر ،  
گشت و گذار شهری و دیالوگ های جذاب سفر ]  
مجموعه ای کامل که در تمامی مراحل سفر به آن نیازمندید .  
با دقت گوش کنید و تکرار کنید و حتما حتما در زندگی روزمره چندین بار  
از جملات تدریس شده استفاده نمایید !

# بسمتعالی

سخنی با زبان آموزان عزیز.

کتاب سفرنامه سعید شاهی به منظور سهولت شما در سفرهای خارجی تفریحی، کار و تحصیلی تالیف شده است. تمامی مراحل سفر از فرودگاه ایران گرفته تا آنچه در طول سفر احتمالاً با آن روبه‌رو خواهید شد در هفده فصل آموزش داده شده است. مکالمات پرکاربرد و مهم در فرودگاه مبدأ، هواپیما، فرودگاه مقصد، تاکسی و اتوبوس، هتل، گشت شهر، خرید، آب و هوا و حتی مشکلات احتمالی رایج در سفر در این مجموعه شبیه‌سازی و تدریس شده است. بدین ترتیب این مجموعه نه تنها به مسافران کثیرالسفر، بلکه به عزیزانی که برای اولین بار قصد خروج از کشور را دارند اکیدا توصیه می‌گردد. هدف این کتاب آشنایی شما با تمام مراحل سفر و مکالمات مهم در هر مرحله می‌باشد.

لازم به ذکر است که در آزمون‌های مهم زبان انگلیسی همچون IELTS و TOEFL از زبان آموزان خواسته می‌شود که در مورد موضوعات خاصی صحبت کنند. از آنجا که موضوع سفر و مهاجرت از موضوعات رایج در این امتحانات می‌باشد، در این کتاب ما چگونگی پاسخگویی به این سوالات را به شما آموزش داده‌ایم و نمونه‌های زیادی از پاسخ‌های مناسب به سوالات رایج را بیان کرده‌ایم.

این کتاب به نحوی تالیف شده است که تمامی ایرانیان عزیز در سطوح مختلف زبان انگلیسی بتوانند از آن استفاده کنند و با آن به راحتی و بدون نگرانی سفر کنند. مانند تمامی کتب مجموعه یام یام، این کتاب شامل بیش از چهار ساعت فایل صوتی با تدریس خط به خط اینجانب می‌باشد که با انرژی زیاد در تمام مراحل سفر همراه شما خواهیم بود و تمامی مکالمات لازم شما در طول سفر را به شما آموزش خواهیم داد.

از تمامی شما دوستان عزیز که همواره تیم یام یام را مورد لطف خود قرار می‌دهید، نهایت تشکر را دارم و امیدوارم با تالیف و تدریس پر انرژی و انگیزشی، بتوانم شما را در تقویت زبان تشویق و یار کنم. در پایان لازم می‌دانم از سرکار خانم مهندس گلاره عزیزپور که در تالیف این کتاب همکاری بسیاریا با بنده داشته‌اند، تشکر و قدردانی نمایم.

با آرزوی سفرهای شاد و موفقیت‌های روزافزون،

سعید شاهی / مرداد 1396



## Table of Contents

<b>1. ADDRESS</b>	<b>2</b>
<b>2. AROUND TOWN</b>	<b>8</b>
<b>3. AT THE AIRPORT</b>	<b>11</b>
<b>4. AT THE RESTAURANT</b>	<b>21</b>
<b>5. CELL PHONE</b>	<b>24</b>
<b>6. HOTEL</b>	<b>30</b>
<b>7. COMMON PROBLEMS</b>	<b>38</b>
<b>8. DEPARTURE LOUNGE</b>	<b>41</b>
<b>9. HOW TO TAKE A BUS</b>	<b>43</b>
<b>10. HOW TO TAKE A TAXI</b>	<b>45</b>
<b>11. MONEY</b>	<b>51</b>
<b>12. PASSPORT, VISA, EMBASSY</b>	<b>57</b>
<b>13. CARS, TIRES AND WHEELS</b>	<b>62</b>
<b>14. TRAVELING FOR LEISURE</b>	<b>65</b>
<b>15. WEATHER</b>	<b>67</b>
<b>16. SIGHTSEEING</b>	<b>73</b>
<b>17. SHOPPING</b>	<b>77</b>

# 1. Address


Addressee's name  
House number and street name  
City or town  
postal code  
COUNTRY

- Unit
- Floor
- Number (No)
- Alley
- Street (St)
- Bolivar (Blv)
- Highway or freeway
- Road (Rd)
- Avenue (Ave)
- After
- Before
- In front of
- Opposite
- Next to
- First floor
- Ground floor
- First of
- End of
- The dead-end alley
- Building
- Crossroads
- Intersection
- Entrance
- Roundabout
- Residential complex
- Commercial complex

## Common Abbreviations

مففهای رایج

- Floor- Fl
- Apartment - Apt
- Building - Bldg
- House- Hse
- Shop- Shp
- Avenue - Ave
- Lane - Ln
- Road - Rd
- Square(s) - Sq
- Street - St
- Boulevard - Blvd
- Center(s) - Ctr
- Freeway - Fwy
- Highway - Hwy
- North - N
- Northeast - NE
- Northwest - NW
- East- E
- West - W
- South - S
- Southeast - SE
- Southwest - SW
- Post Office - PO





# Exercise:

Read these three examples. Now write your address.

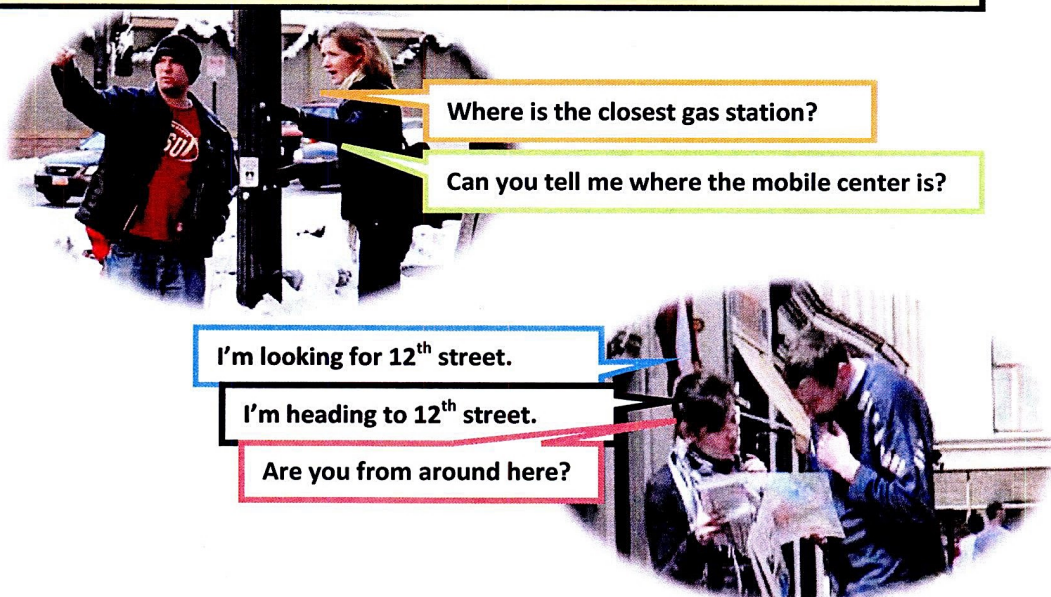
No. 22, Derakhti Alley, Salehi Blv, Mortazavi St. North Kargar St. Kaj Sq.  
Saadatabad Ave. Niyayesh highway  
Tehran  
Iran

Unit 5, No. 12 West 160 St. After Tirandaz cross, Tehranpars Ave.  
Tehran  
Iran

Unit 5, Fl. 3, No. 18, 4<sup>th</sup> Alley, in front of Yas park, Yaseri St. Valiasr Ave.  
Tehran  
Iran

## Remember:

- × *Don't translate the name of the street into English.*
- *Always write the first letter of the name of the street in capital form.*



The easiest/ quickest/ best way to Paladiom is to go direction right/ left/ down/ up.

The easiest way is to go right on Park Avenue.

The quickest way is to take road No. 1.

Turn right/ left.



It's about a five-minute walk.

It's about a 20-minute bus ride.

You'll see a large clock on the right.

You'll pass a gas station.



"Waze" is a navigation application. It'll tell you how to get to the destination.

At the next traffic lights, turn right.

Go straight.


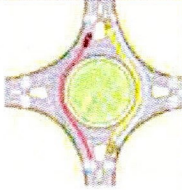






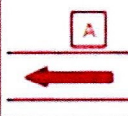

Pass the crossroads.



Follow me. I'll show you the way.





				
Traffic lights	Roundabout	Sidewalk	Zebra crossing	Crossroad
				
Turn left	Turn right	Go straight	Go past	Cross

Stand behind the traffic light otherwise you'll get fined.  
You shouldn't break the law.

Pass the gas station.

Keep right/ left.

Go ahead (Continue).

Go straight (Straight on).

Drive in fast/ slow lane.

Turn right/ left.

Pass the roundabout.



[www.irLanguage.com](http://www.irLanguage.com)

**Intersection** is an area of the roadway where two or more roads cross or meet. An intersection can be four-way (or **crossroads**), three-way or more ways.

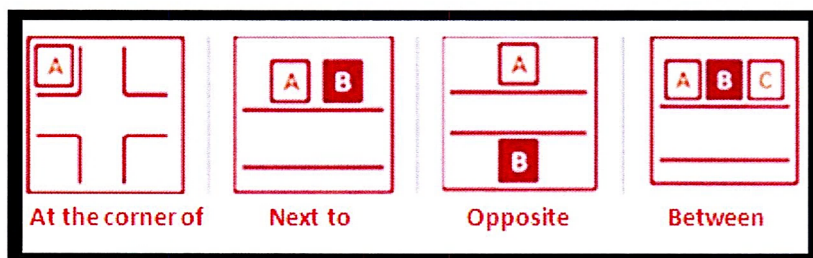


So **crossroads** means an intersection of two or more roads.



**Roundabout** is a place where three or more roads join and traffic must go around a circular area in the middle, rather than straight across.

➤ Pass the **roundabout**.





# How to give an address?

- If you don't know the address, please don't guide anyone! Because he'll go wrong.
- You should learn how to give an address.



❖ *"Go straight. Take Yadegar highway and you'll see and take North Chamrah highway. Turn right."*

**Do you know...**

the meaning of "First/ second exit" ?

What about "First/ second entrance" ?



❖ *"Go straight when you're in Parkway crossroads. Turn left, take Moqadas Ardebili Street and then after five minutes you'll see Paladiom shopping center."*

- Please give the exact address to help him/her find the address easily.
- Try to give the quickest/fastest/ nearest way.

*[Dear students, stay with us. we'll help you travel and tell you how to travel, how to enjoy your trip, how to find the way, not to get lost.]*

## 2. Around Town

Where can I find a grocery store/ grocery stores?



**Grocery stores** are places where you can buy food.

If you don't *wanna* eat at restaurant, you can go to the grocery stores and get something to eat.

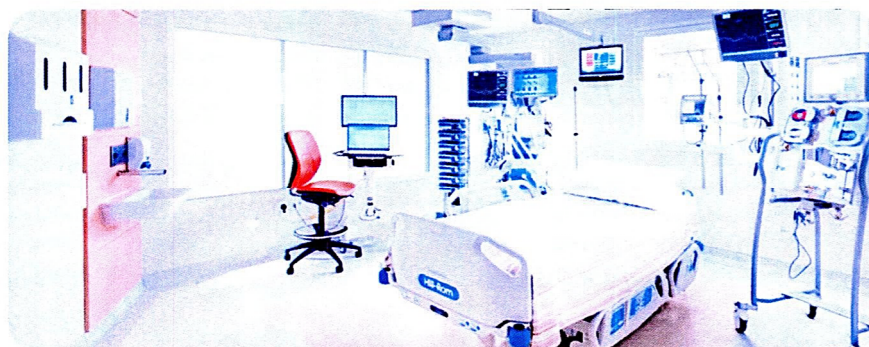
❖ *"Where is the nearest grocery store/ nearest restaurant?"*

**Where is the hospital?**

A hospital may be needed if you or someone you're traveling with is sick or injured.

When you get injured or get sick, you have to go to the hospital. But how? You should ask questions.

❖ *"Excuse me; where is the nearest hospital?"*





## Where is the bank?

If you run out of money, you have to go to a bank to get more money.



- ❖ *"Where is the bank?"*
- ❖ *"Where is the nearest bank?"*
- ❖ I'd just like to go to the bank to get money/ to withdraw\*/ to deposit\*.
- ❖ *"How far is it to ...?"*
- ❖ *"How far is it?"*
- ❖ *"How far is it to go to the bank / shopping mall?"*

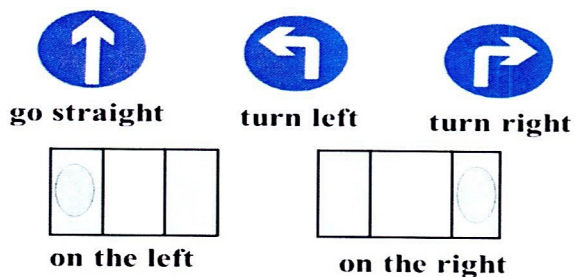
## Direction

*How to ask? / How to answer the questions?*

- ❖ It's to the right/ left.
- ❖ It's straight ahead.
- ❖ You're heading in a right (correct) direction.
- ❖ You should keep going.
- ❖ It's at the corner.
- ❖ Two blocks ahead
- ❖ Two streets ahead



www.irLanguage.com



\*Withdraw: to take money out from the account

\*Deposit: to put money in the account

## Talking to the travel agency

❖ *"I'm going to travel to China."*

*"How long will you stay there?/ How long are you going to stay there?"*

❖ *"I'll stay there for seven days."*

*"Will you go on this trip first class or economy class?"*

❖ *"First class is a little expensive."*

❖ *"Which airline?"*

❖ *"What time is my flight?"*

❖ *"Is that a connecting flight (stopover) or a direct flight?"*

❖ *"How long does it take? (my stopover)/ How long should I stay in Dubai? Two or three hours?"*



❖ *"My luggage will be moved to the new airplane automatically or no, we get the luggage and then we'll carry by ourselves?"*





### 3. At The Airport

Lots of questions you may ask when you are at the airport.

"I would like (to have) some water."

"What time do you have to be at the airport?"

"What's your flight number?"

"What time does the plane land in/arrive at/  
get to Tokyo?"

"Have you packed/unpacked your suitcases?"

"Have you handed in\*your passport/ documents? It's necessary for boarding the plane."

#### Grammar Tip:

##### I would like (I'd like) + noun

- I would like some water.

##### I would like (I'd like) + to + verb

- I'd like to have some water.

مرجع زبان ایرانیان



\*Hand in something: to give something to someone in a position of authority    تفوییل دادن

❖ "What time is my flight?"

Airports are not always great for communicating travel times, but this question will help you not miss your flight and get to your English-speaking destination.

❖ "What airline am I flying with?"

**Airline** is a company which owns the plane you are flying on.



❖ "Where is my gate?"

A **gate** is the point of entry to the airplane and it's the place where you'll wait before boarding\* your flight.

❖ "When is the boarding time\*?"

DEPARTURES					
SCHED	AIRLINES	FLIGHT	TO	GATE	STATUS
15:10	BIMAN	BG702	DHAKA		BOARDING
15:20	JET AIRWAYS	9W265	MUMBAI		BOARDING
16:00	CHARTER	VPBDB	DELHI		
16:05	AIR INDIA	AI248	CALCUTTA		CANCELLED
16:10	QATAR AIRWAYS	QR647	DOHA	5	BOARDING
16:15	AIR INDIA	AI216	DELHI		CHECK-IN
16:30	JET AIRWAYS	9W261	DELHI		CHECK-IN
16:40	ETIHAD	EY291	ABU-DHABI		DELAYED



www.irLanguage.com

\*Board: get on to

سوار شدن

\*Boarding time

زمان سوار شدن به هواپیما



❖ “Where is the restroom?”

A **restroom** is a place where you go to freshen up and use the toilet. [This phrase has many variations. In different countries people call this room in many different ways; **bathroom/ washroom/ toilet**. They're all equivalent.]



❖ “How much does this magazine cost?”

❖ “How much does it cost?”




Who wants to travel without some entertainments?

By asking **how much** a particular magazine or book (like publication with short articles) costs, you configure out how much **money** you have to pay for it.

You can also replace the word “magazine” with the other words for items you may want to buy; water bottle, snack...



## Check in the baggage/luggage



They're beginning to check in in one minute.

Get your baggage checkeded in.

We must get/have our baggage checked in.

You can put your baggage up here.



### Grammar Tip:

#### **get + something + p.p**

We form the standard passive with be + -ed form. We form the get passive with get + -ed form

We use the **get passive** especially in **informal** speaking. We place a little more emphasis on the nature of the action itself or on the person involved in the action.

- I **got** my hair/car **washed**. (Someone washed my hair/car.)
- Our car **got stolen** last night. (Someone stole our car last night.)

***The clerk will ask you some questions. You should answer all of them carefully. Be careful not to violate (break) the law.***



- ❖ *"Each passenger is allowed to have 20Kg weight freely."*

*If you have excess weight, you have to pay for it. They'll charge you.*

- ❖ *"Can I carry this bag/briefcase with me on the airplane?"*
- ❖ *"I'm sorry. You're not allowed to carry this with you on the airplane."*



- ❖ *"You have too much excess weight."*
- ❖ *"Stick the stickers on your suitcase not to get confused."*
- ❖ *"You can choose your seat on gate 3"*
- ❖ *"I'd like a window/ gang seat."*
- ❖ *Here is your boarding pass; enjoy your flight.*



**\*Excess:** additional amount, an amount that is more than acceptable, expected, or reasonable.

- Excess food
- Excess weight? So you have to pay extra money.

# On the airplane

**Meal** is a collection of foods served at one time. All airlines provide meals so it may be good to ask if you'll be fed.

❖ *Are meals included?*

❖ *May I have something to eat/ drink?*



## Grammar Tip:

Feed, fed, fed

فذا دادن

May I ....: To ask politely

- May I have something to eat?
- May I have your passport?

If you just want to listen to the news or podcasts, especially Yum Yum podcasts, you definitely need to have headphones.

❖ *"Excuse me Sir/Madam; ..."*(when you want to ask a question from flight attendants.)

*"Excuse me Madam, may I have something to eat or drink?"*




[www.irLanguage.com](http://www.irLanguage.com)



You definitely need to acknowledge\* the flight attendants.

- ❖ *"May I purchase headphones?"*
- ❖ *"Excuse me, Sir; I'd like (to have) a pizza/ burger."*
- ❖ *"I want to listen to CD's podcasts."*
- ❖ *"I want to listen to the MP3 and I need headphones."*
- ❖ *"What time is it?"*



**Remember:**

- ✓ *Boarding on the airplane*
- ✓ *Being at the airport*



\*Acknowledge: show that one has noticed or recognized (someone) by making a gesture (like smiling) or greeting like saying: *"Hi, how are you?"*

A long flight is really tiring. You should amuse yourself

**Not to waste your time.**

**Time is priceless.**

**Time is really valuable.**

**We should appreciate it.**

*You can listen to music, enjoy sleeping, get refreshed but don't get bored.*






## At the customs

---

After the airport and airplane, come the most stressful experiences for travelers.

In this part you have to explain why you have arrived in the country and tell the officers what your intentions are.



- ❖ ***"I have a connecting flight."***
- ❖ ***"I'll be boarding another plain to go somewhere else."***

If you're arriving in a country where you'll not be staying, this is how you say you'll be boarding another plane to go somewhere else.

If you haven't a connecting flight (stopover), then you say that you are not *gonna* stay there. For example, if you want to go from Tehran to Malaysia, then you just have a stopover in Dubai. So you say: "I have a connecting flight."

- ❖ ***"I'm traveling for leisure."***
- ❖ ***"It's for visiting only."***
- ❖ ***"I'm not gonna stay there for long time. It's just for visiting/weekend/holiday/vacation/leisure."***

If you're traveling for fun or vacation, you should use these phrases to let the officer know.

- ❖ ***"I'm traveling for work."***
- ❖ ***"I'll be here for 10/15/20 days."***

For example, if you're traveling on behalf of your company or you're on business, then you say "I'm traveling for work" or "I'll be here for 10/15/20 days."

# Let's review important sentences.

irLanguage.com

- ❖ *"I'd like to eat something."*
- ❖ *"I'd like to have something."*
- ❖ *"What time is my flight?"*
- ❖ *"What airline am I flying with?"*
- ❖ *"Where is the restroom?((Restroom=Toilet= Bathroom=Washroom)*
- ❖ *"Excuse me Sir, where is the restroom?"*
- ❖ *"Where is my gate?"*
- ❖ *"Where is my gate?"*
- ❖ *"How much does the magazine cost?"*
- ❖ *"Are meals included or not?"*

A **meal** is a collection of foods served at one time. Not all airlines. Then you should ask if you'll be fed on this flight?



## 4. At The Restaurant

After a long day, exploring food is always a welcome break.

You *wanna* go to the restaurant.

### Remember:

- You are **at** the restaurant.
- × You are ~~in~~ the restaurant



- ❖ *"We want a table for three people". (How many of you? two or three or four?)*

How many people will be eating at this restaurant?

- ❖ *"I'd like to drink soda/ water/ coffee."*
- ❖ *"I'd like to drink something."*
- ❖ *"I'd like to have something."*
- ❖ *"I'll have soup. (I will have soup.)"*
- ❖ *"I'll have chicken/ beef."*
- ❖ *"I'd like a pizza."*
- ❖ *"May I see the menu?"*
- ❖ *"What type of food do you have?"*



Please read the **menu** so carefully. See the prices. See the variety and choose the best.

You must be very careful what type of meal you *wanna* eat.

You go to a restaurant which is really famous.

Go to the restaurant that most of the people go, because it shows that the restaurant is really successful.

You go and search lots of information.

Of course for searching you need to speak English. You should speak English to ask lots of questions.

- ❖ "We don't wanna explore, because I can't speak English."
- ❖ "Because I can't speak English, I won't explore a lot."
- ❖ "If I speak English, I'll be the best adventurer\*."
- ❖ "I'll go and find and identify the best, unique and intact places."
- ❖ "I'll have a hamburger."

Hamburger is a heavy food; it's a high calorie food.

- ❖ "I'll have chicken. I don't eat beef."
- ❖ "I'll try some chicken."
- ❖ "I'll have burgers."

Burger is quite common; almost all the restaurants have it.

You just explain to the receptionist. You should explain what type of burger you want. For example, "it comes with spicy or with/without mushroom...", because lots of different burgers they have.

You should answer/ explain what you want so comprehensive not to make a mistake.

If you don't *wanna* make a mistake, just improve your everyday conversation.

*"I'd like dessert\*/sweet after the main course\* for digesting the food."*

You should first eat an appetizer\*, then the main course and have the dessert at last.

### Remember:

- **Dessert** دسر
- **Desert** صحراء، کویر

\*Adventurer

ماجراجو

\*Dessert: sweet dish you eat after the main course to help for digesting the food

دسر

\*Appetizer: Small dish that you eat before the main course.

پیش غذا

\*Main course

غذای اصلی





You have to pay the bill\*.


❖ *"May I have the bill?"*

At some restaurants the waiters will not bring the bill to your table unless you ask. So you should ask for it.

You have to go to the check out/ cashier/ register/ cashier. They will help you swipe the card\*.

Maybe you have to pay by credit card or you have to pay cash.

You have to swipe the card.



What kind of factors or characteristics is important  
for you when choosing a restaurant?

Parking lot

Design

Location

Beauty

Price

- ❖ *"Who do you usually go to the restaurant with? Do you go to the restaurant alone?"*
- ❖ *"No, I never go to the restaurant alone. I always/normally go to the restaurant with my family or with my friends."*

\* Bill


صورت حساب

\*Swipe the card

کارت کشیدن

\*Parking lot: an area where cars or other vehicles may be left temporarily.

## 5. Cell Phone



- ❖ *"What's your mobile number?"*
- ❖ *"I'll text you."*
- ❖ *"I've bought a new sort of mobile/cell phone."*



**Please switch off your cell phones before stepping in to the class.  
Switch off your cell phone/mobile.**

Cell phone users were complaining\* of/ about poor reception.

- ❖ *How much is this sim card?*
- ❖ *"How much is it?"*



**\*Complain: express dissatisfaction or annoyance  
about something**

اعتراض کردن





As you know, mobile phones/cars have become an indispensable\* part of our lives.

❖ "She is always text messaging/ texting."

❖ "I'll text you."

❖ "I'll send you sms."

❖ "She'll text me."

❖ "I'll text her."



\* Indispensable: Essential      ضروری ، غیر قابل انکار

- ❖ *"Yesterday I was cut off\* for not having paid my mobile bill twice."*



- ❖ *"Do you know what her/his mobile number is?"*
- ❖ *"Call me on my cell."*
- ❖ *"Whenever I dial your number, it is engaged/ busy."*

**A mobile phone makes you contactable\*.**

**MOBILE PHONE  
NUMBERS**

**Contact (verb):** the action of communicating or meeting.

**\*Contactable (adjective):** able to be communicated with

- The manager is not *contactable* at the moment.



**If I were in your shoes\*, I would put  
my cell in the garbage can.**

**Why would you do that?**

**because your cell phone does not  
have Bluetooth.**



**Oh, yeah, I'm sorry but my cell phone  
cell phone does not have Bluetooth.**

**OK, can you send me that file  
through Telegram?**

**Oh telegram? I'm not using  
Telegram. I'm using  
Whatsapp.**

**Ok send me that file  
through Whatsapp. OK?**

**All right.**




**\*If I were in your shoes: used when you  
want to tell someone what you would do in  
their situation.**

- *If I were in your shoes, I'd buy a  
house instead of this expensive car.*

## Where Aren't You Allowed To Use Your Cell Phone?

- × *while driving*
- × *while swimming*
- × *while working*
- × *when you go the gym*



*You should get focused.*

*You shouldn't use your phone because you'll lose your concentration.*

# Don't use your cell phone while working It's a rule.

*You should get focused on your work/ business.*

*You aren't allowed to use your cell phone.*

*Mobile phones have become an indispensable\* part of our lives.*



\* Indispensable: Essential      میاتی، ضروری

- A good dictionary is *indispensable* for learning a foreign language. It **MUST** be there.



# While learning English,

- ✓ *do not use your cell phone.*
- ✓ *concentrate.*
- ✓ *you should concentrate on learning English.*
- ✓ *you should give all your attention to learning English.*
- ✓ *switch your cell phone off, because you need to concentrate on that.*



## **Remember:**

- ✓ *Concentrate on something*

*[Dear students, definitely, we learn lots of things here. Using them in your everyday conversation can be very interesting. We are here to help you speak English fluently. Please stay with us and keep in touch with us.]*